

Introductory sub-table (I)(a)



Name of the Company: Cigniti Technologies Limited			
Scrip Code, Name of the Scrip, Class of Security : CIGNITIEC, 534758, CIGNITI, Equity			
Quarter ended: 31.03.2015			
<hr/>			
Partly paid-up shares:-	No. of partly paid-up shares	As a % of total no. of partly paid-up shares	As a % of total no. of shares of the company
Held by promoter/promoter group	0	0	0
Held by public	0	0	0
Total	0	0	0
<hr/>			
Outstanding convertible securities:- No. of outstanding securities		As a % of total no. of outstanding convertible securities	As a % of total no. of shares of the company, assuming full conversion of the convertible securities
Held by promoter/promoter group	0	0	0
Held by public	0	0	0
Total	0	0	0
<hr/>			
Warrants:- No. of warrants		As a % of total no. of warrants	As a % of total no. of shares of the company, assuming full conversion of warrants
Held by promoter/promoter group	0	0	0
Held by public	0	0	0
Total	0	0	0
<hr/>			
Total paid-up capital of the company, assuming full conversion of warrants and convertible securities	24739219	0	0

For Cigniti Technologies Limited


Managing Director



Cigniti Technologies Ltd

Suite 106, 107, MGR Estates
Dwarakapuri Colony
Punjagutta, Hyderabad 500 081
Andhra Pradesh, India
CIN: L72200TG1998PLC30081

 +91 (40) 3070 2255
 +91 (40) 3070 2299

USA

433 E Las Colinas Blvd, #1300
Irving, TX 75039

 972.756.0622
 972.767.0948/0644

Statement Showing Shareholding Pattern

Category code	Category of Shareholder	Number of Shareholders	Table (I)(a)		Total shareholding as a percentage of total number of shares		Shares Pledged or otherwise encumbered	
			Total number of shares	Number of shares held in dematerialized form	As a percentage of (A+B) ¹	As a percentage of (A+B+C)	Number of shares	As a percentage
(I)	(II)	(III)	(IV)	(V)	(VI)	(VII)	(VIII)	(IX)
(A)	Shareholding of Promoter and							
1	Indian							
(a)	Individuals/ Hindu Undivided Family	3	6585788	6585788	26.63	26.63	0	0.00
(b)	Central Government/ State Government(s)	0	0	0	0.00	0.00	0	0.00
(c)	Bodies Corporate	0	0	0	0.00	0.00	0	0.00
(d)	Financial Institutions/ Banks	0	0	0	0.00	0.00	0	0.00
(e)	Any Others(Specify)	0	0	0	0.00	0.00	0	0.00
(e-i)		0	0	0	0.00	0.00	0	0.00
(e-ii)		0	0	0	0.00	0.00	0	0.00
	Sub Total(A)(1)	3	6585788	6585788	26.63	26.63	0	0.00
2	Foreign							
a	Individuals (Non-Residents Individuals/ Foreign Individuals)	3	6568027	6568027	26.54	26.54	0	0.00
b	Bodies Corporate	0	0	0	0.00	0.00	0	0.00
c	Institutions	0	0	0	0.00	0.00	0	0.00
d	Qualified Foreign Investor	0	0	0	0.00	0.00	0	0.00
e	Any Others(Specify)	0	0	0	0.00	0.00	0	0.00
e-i		0	0	0	0.00	0.00	0	0.00
e-ii		0	0	0	0.00	0.00	0	0.00
	Sub Total(A)(2)	3	6568027	6568027	26.54	26.54	0	0.00
	Total Shareholding of Promoter and	6	13153815	13153815	53.17	53.17	0	0.00
(B)	Public shareholding							
1	Institutions							
(a)	Mutual Funds/ UTI	2	365000	365000	1.48	1.48	0	0.00
(b)	Financial Institutions/ Banks	2	1509	1509	0.01	0.01	0	0.00
(c)	Central Government/ State Government(s)	0	0	0	0.00	0.00	0	0.00
(d)	Venture Capital Funds	0	0	0	0.00	0.00	0	0.00
(e)	Insurance Companies	0	0	0	0.00	0.00	0	0.00
(f)	Foreign Institutional Investors	0	0	0	0.00	0.00	0	0.00
(g)	Foreign Venture Capital Investors	0	0	0	0.00	0.00	0	0.00
(h)	Qualified Foreign Investor	0	0	0	0.00	0.00	0	0.00
(i)	Any Other (specify)	0	0	0	0.00	0.00	0	0.00
(i-ii)		0	0	0	0.00	0.00	0	0.00
(i-ii)		0	0	0	0.00	0.00	0	0.00
	Sub-Total (B)(1)	4	366509	366509	1.48	1.48	0	0.00

For Cigniti Technologies Limited


 Managing Director

B 2	Non-institutions							
(a)	Bodies Corporate	111	801899	801899	3.24	3.24	0	0.00
(b)	Individuals							
I	Individuals -i. Individual shareholders holding nominal share capital up to Rs 1 lakh	2928	2628015	2507355	10.62	10.62	0	0.00
II	ii. Individual shareholders holding nominal share capital in excess of Rs. 1 lakh.	158	7425322	6995942	30.01	30.01	0	0.00
(c)	Qualified Foreign Investor	0	0	0	0.00	0.00	0	0.00
(d)	Any Other (specify)							
(d-i)	Non Resident Indians	34	200482	200482	0.81	0.81	0	0.00
(d-ii)	Overseas Corporate Bodies	0	0	0	0	0	0	0
(d-iii)	Trusts	0	0	0	0	0	0	0
(d-iv)	Employees	0	0	0	0	0	0	0
(d-v)	Clearing Members	45	163177	163177	0.66	0.66	0	0
(d-vi)	Foreign Nationals	0	0	0	0	0	0	0
(d-vii)	Foreign Portfolio Investor (Individuals)	0	0	0	0	0	0	0
(d-viii)	Foreign Portfolio Investor (Corporate)	0	0	0	0	0	0	0
	Sub-Total (B)(2)	3276	11218895	10668855	45.35	45.35	0	0.00
(B)	Total Public Shareholding (B)= (B)(1)+(B)(2)	3280	11585404	11035364	46.83	46.83	0	0.00
	TOTAL (A)+(B)	3286	24739219	24189179	100.00	100.00	0	0.00
(C)	Shares held by Custodians and against which Depository Receipts have been issued							
1	Promoter and Promoter Group	0	0	0	0	0.00	0	0.00
2	Public	0	0	0	0	0.00	0	0
	Sub-Total (C)	0	0	0	0	0	0	0
	GRAND TOTAL (A)+(B)+(C)	3286	24739219	24189179	100.00	100.00	0	0.00

For Cigniti Technologies Limited


Managing Director

(I)(b) Statement showing holding of securities (including shares, warrants, convertible securities) of persons belonging to the category “Promoter and Promoter Group”

Sr.	Name of the shareholder	Details of Shares held		Encumbered shares (*)			Details of warrants		Details of convertible securities		Total shares (including underlying shares assuming full conversion of warrants and convertible securities) as a % of diluted share capital	
		Number of shares held	As a % of grand total (A)+(B)+(C)	No.	As a percentage	As a % of grand total (A)+(B)+(C) of sub-clause (I)(a)	Number of warrants held	As a % of total number of warrants of the same	Number of convertible securities held	As a % of total number of convertible securities of the same class		
No.	(I)	(II)	(III)	(IV)	(V)	(VI)=(V)/(III)*100	(VII)	(VIII)	(IX)	(X)	(XI)	(XII)
1	Pennam Sapna	3769000	15.23	0	0.00	0.00	0	0.00	0	0	0	15.23
2	Chakkilam Venkata Subramanyam	2958485	11.96	0	0.00	0.00	0	0.00	0	0	0	11.96
3	Chakkilam Srikanth	2500000	10.11	0	0.00	0.00	0	0.00	0	0	0	10.11
4	Kukunuru Kumar Bapuji	2029000	8.2	0	0.00	0.00	0	0.00	0	0	0	8.20
5	C Rajeswari	1127303	4.56	0	0.00	0.00	0	0.00	0	0	0	4.56
6	Pennam Sudhakar	770027	3.11	0	0.00	0.00	0	0.00	0	0	0	3.11
TOTAL		13153815	53.17	0	0.00	0.00	0	0	0	0	0	53.17

(*) The term “encumbrance” has the same meaning as assigned to it in regulation 28(3) of the SAST Regulations, 2011

For Cigniti Technologies Limited


Managing Director

(I)(c)(i) Statement showing holding of securities (including shares, warrants, convertible securities) of persons belonging to the category “Public” and holding more than 1% of the total number of shares

Sr. No.	Name of the shareholder	Number of shares held	Shares as a percentage of total number of shares {i.e., Grand Total (A)+(B)+(C) indicated in Statement at para (I)(a) above}	Details of warrants		Details of convertible securities		Total shares (including underlying shares assuming full conversion of warrants and convertible securities) as a % of diluted share capital
				Number of warrants held	As a % total number of warrants of the same class	Number of convertible securities held	% w.r.t total number of convertible securities of the same class	
1	C Mithun Chand	340934	1.38	0	0.00	0	0.00	1.38
2	IDFC Equity Opportunity- Series 1	310000	1.25	0	0.00	0	0.00	1.25
3	Religare Securities Ltd.	261333	1.06	0	0.00	0	0.00	1.06
4	Anjana Bangad	250000	1.01	0	0.00	0	0.00	1.01
TOTAL		1162267	4.70	0	0	0	0	4.70

For Cigniti Technologies Limited


Managing Director

(I)(c)(ii) Statement showing holding of securities (including shares, warrants, convertible securities) of persons (together with PAC) belonging to the category “Public” and holding more than 5% of the total number of shares of the company

Sr. No.	Name(s) of the shareholder(s) and the Persons Acting in Concert (PAC) with them	Number of shares	Shares as a percentage of total number of shares {i.e., Grand Total (A)+(B)+(C) indicated in Statement at para (I)(a) above}	Details of warrants		Details of convertible securities		Total shares (including underlying shares assuming full conversion of warrants and convertible securities) as a % of diluted share capital
				Number of warrants	As a % total number of warrants of the same class	Number of convertible securities held	% w.r.t total number of convertible securities of the same class	
		0	0.00	0	0	0	0	0.00
TOTAL		0	0.00	0	0	0	0	0.00

For Cigniti Technologies Limited


Managing Director

(I)(d) Statement showing details of locked-in shares

Sr. No.	Name of the shareholder	Number of locked-in shares	Locked-in shares as a percentage of total number of shares {i.e., Grand Total (A)+(B)+(C) indicated in Statement at para (I)(a) above}
1	CHAKKILAM VENKATA SUBRAMANYAM	2958485	11.96
2	C RAJESWARI	1127303	4.56
3	PENNAM SUDHAKAR	522470	2.11
4	ANJANA BANGAD	250000	1.01
5	PENNAM SUDHAKAR	247557	1.00
6	ATLURI NAGA DEEPTHI	175000	0.71
7	SHEELA BANGAD	150000	0.61
8	VAIBHAV BANGAD	150000	0.61
9	ADITYA BANGAD	150000	0.61
10	MANJU DEVI SHARMA	113999	0.46
11	USHA DEVI BANGAD	106171	0.43
12	VIJAY KUMAR BANGAD	105245	0.43
13	PRANALI BANGAD	100000	0.4
14	AKSHAT AGARWAL	100000	0.4
15	DEVASHISH AGARWAL	100000	0.4
16	ABHISHEK AGARWAL	100000	0.4
17	HIMALAY AGARWAL	100000	0.4
18	ABHIJEET AGARWAL	100000	0.4
19	SUSHMA BANGAD	100000	0.4
20	SARIKA SHARMA	94000	0.38
21	ANURADHA BANGAD	93641	0.38
22	VIKAS KUMAR BANGAD	91500	0.37
23	SHEETAL SHARMA	91000	0.37
24	SARVESWAR REDDY SANIVARAPU	83000	0.34
25	SWEATHA SHARMA	67500	0.27
26	PALLEMPATI NAVEEN	60000	0.24
27	G SHANTHI	54945	0.22
28	PALLAMPATI VENKATA SUBBA RAO ,	53000	0.21
29	ABHISHEK SHARMA	51000	0.21
30	KALYANA RAO KONDA	50000	0.2
31	LUVKESH AJAY AGARWAL	50000	0.2
32	NAGENDRAMMA PALLEMPATI	50000	0.2
33	NAGABHUSHANAM PALLEMPATI	50000	0.2
34	GYAN KUMAR HUF	50000	0.2
35	SARVESWAR REDDY SANIVARAPU	13345	0.05
36	RAVI KRISHNA GADIRAJU	10000	0.04
37	SHAIK OMAR AMODI	5056	0.02
38	MANJU DEVI SHARMA	1442	0.01
39	SARVESWAR REDDY SANIVARAPU	1000	0
40	SARIKA SHARMA	770	0
	Total	7777429	31.41

For Signature of the Company Limited


Managing Director

(II)(a) Statement showing details of Depository Receipts (DRs)

Sr. No.	Type of outstanding DR (ADRs, GDRs, SDRs, etc.)	Number of outstanding DRs	Number of shares underlying outstanding DRs	Shares underlying outstanding DRs as a percentage of total number of shares {i.e., Grand Total (A)+(B)+(C) indicated in Statement at para (I)(a) above}
1	Nil	0	0	0.00
TOTAL		0	0	0.00

For Cigniti Technologies Limited


Managing Director

(II)(b) Statement showing holding of Depository Receipts (DRs), where underlying shares held by "promoter/promoter group" are in excess of 1% of the total number of shares

Sr. No.	Name of the DR Holder	Type of outstanding DR (ADRs, GDRs, SDRs, etc.)	Number of shares underlying outstanding DRs	Shares underlying outstanding DRs as a percentage of total number of shares {i.e., Grand Total (A)+(B)+(C) indicated in Statement at para (I)(a) above}
1	Nil	0	0	0.00
TOTAL			0	0.00

For Cigniti Technologies Limited


Managing Director